


Name of the Company
Name of the Scrip, Class of Security

DALMIA INDUSTRIAL DEVELOPMENT LTD
Equity


SHAREHOLDING PATTERN IN COMPLIANCE WITH CLAUSE 35 OF THE LISTING AGREEMENT FOR THE QUARTER ENDED 30TH JUNE, 2012.

1(a) Statements Showing Shareholding Pattern

Partly Paid-up Shares:-	No of partly paid-up Shares	As a % of total no. of partly paid-up shares	As a % of total no. of shares of the company
Held by Promoter / Promoter Group	NIL	NA	NA
Held by Public	NIL	NA	NA
Total	-	-	-
Outstanding convertible securities	No of outstanding securities	As a % of total no. of Outstanding convertible securities	As a % of total no. of shares of the company, assuming full conversion of the convertible securities
Held by Promoter / Promoter Group	NIL	NA	NA
Held by Public	NIL	NA	NA
Total	-	-	-
Warrants	No of warrants	As a % of total no. of Warrants	As a % of total no. of shares of the company, assuming full conversion of Warrants
Held by Promoter / Promoter Group	NIL	NA	NA
Held by Public	NIL	NA	NA
Total	-	-	-
Total Paid up Capital of the company, assuming full conversion of warrants and convertible securities	2,475,000		100.00%



SL. No.	of Shareholder	Total Number of Shareholders	Total Number of shares	Number of shares held in dematerialized form	Total shareholding as a percentage of total number of shares		Shares pledged or otherwise encumbered	
					As a percentage of (A+B)1 (VI)	As a percentage of (A+B+C) (VII)	Number of shares (VIII)	As a percentage (IX=(VIII)/(IV)*100)
(i)	(ii)	(iii)	(iv)	(v)	(vi)	(vii)	(viii)	(ix=(viii)/(iv)*100)
(A)	Shareholding of Promoter and Promoter Group[2]							
(1)	Indian							
(a)	Individuals/Hindu Undivided Family	11	185,625	-	75.00%	75.00%	-	-
(b)	Central Government / state Government		-	-	-	-	-	-
(c)	Bodies Corporate		-	-	-	-	-	-
(d)	Financial Institutions / Banks		-	-	-	-	-	-
(e)	Any Other (specify)		-	-	-	-	-	-
	Any other (specify persons acting in concert)		-	-	-	-	-	-
	Sub-Total (A) (1)	11	185,625	-	75.00%	75.00%	-	-
(2)	Foreign							
(a)	Individuals (Non-Resident) Individuals/Foreign Individuals		-	-	-	-	-	-
(b)	Bodies Corporate		-	-	-	-	-	-
(c)	Institutions		-	-	-	-	-	-
(d)	Any other (specify)		-	-	-	-	-	-
	Sub-Total (A) (2)							
	Total shareholding of promoter and promoter Group (A)=(A)(1)+(A)(2)	11	185,625	-	75.00%	75.00%	-	-
(3)	Public Shareholding (3)							
1	Institutions		-	-	-	-	-	-
2	Mutual Funds / UTI		-	-	-	-	-	-
3	Financial Institutions / Banks		-	-	-	-	-	-
4	Central Government / state Government		-	-	-	-	-	-




5	Venture capital Funds	-	-	-	-	-	-	-	-
6	Insurance Companies	-	-	-	-	-	-	-	-
7	Foreign Companies	-	-	-	-	-	-	-	-
8	Foreign Institutional Investors	-	-	-	-	-	-	-	-
9	Foreign Venture Capital Investors	-	-	-	-	-	-	-	-
10	Any Other (specify)	-	-	-	-	-	-	-	-
	Sub-Total (B)(1)								
	Non-institutions								
1	Bodies Corporate	-	-	-	-	-	-	-	-
2	Individuals								
	i. Individual Shareholders holding nominal share capital up to Rs.1 lakh	37	61,875	0	25.00%	25.00%	-	-	-
	ii. Individual shareholders holding nominal share capital in excess of Rs.1 lakh	-	-	-	-	-	-	-	-
3	Any other (specify)	-	-	-	-	-	-	-	-
4	Trust	-	-	-	-	-	-	-	-
5	NRI	-	-	-	-	-	-	-	-
6	Clearing Member	37	61,875	0	25.00%	25.00%	-	-	-
	Sub-Total (B)(2)	37	61,875	0	25.00%	25.00%	-	-	-
	Total public shareholding (B)								
	= (B)(1)+(B)(2)								
	TOTAL (A)+(B)	48	24,7500	0	100.00%	100.00%	-	-	-
	Shares held by custodians and against which Depository Receipts have been issued								
	Promoter and promoter Group	-	-	-	-	-	-	-	-
	Public	-	-	-	-	-	-	-	-
	Sub-Total (C)	-	-	-	-	-	-	-	-
	GRAND TOTAL (A)+(B)+(C)	48	24,7500	0	100.00%	100.00%	-	-	-



Statement showing holding of securities (including shares, warrants, convertible securities of persons belonging to the category "Promoter and promoter Group"

Promoter and promoter group												
Sl. No.	Name of the shareholder	Details of shares held		Encumbered shares (*)			Details of warrants			Details of convertible securities		Total shares (including underlying shares assuming full conversion of warrants and convertible securities of the same class)
		No. of shares held	As a % of Grand total (A)+(B)+(C)	No. As a percentage (VI)=(V)/(III)*100	As a % of Grand total (A)+(B)+(C) of sub-clause (I)(a)	Number of warrants held	As a % total number of warrants of the same class	Number of convertible securities	As a % total number of convertible securities of the same class			
(i)	(ii)	(iii)	(iv)	(v)	(VI)=(V)/(III)*100	(VII)	(VIII)	(IX)	(X)	(XI)	(XII)	
1	KRISHNA KUMAR DALMIA (HUF)	40250	16.26%								16.26%	
2	PRADEEP KUMAR DALMIA (HUF)	39500	15.96%								15.96%	
3	VIKASH CHOWDHARY	12300	4.97%								4.97%	
4	SARIKA CHOWDHARY	12300	4.97%								4.97%	
5	VINEET CHOWDHARY	12300	4.97%								4.97%	
6	SWETA CHOWDHARY	12200	4.93%								4.93%	
7	RAJESH KUMAR AGARWAL	12250	4.95%								4.95%	
8	SAROJ AGARWAL	12250	4.95%								4.95%	
9	NEHA KUMARI	12300	4.97%								4.97%	
10	RAJESH KUMAR AGARWAL (HUF)	7675	3.10%								3.10%	
11	MANJU DEVI DHELI	185625	75.00%								75.00%	
	TOTAL											



Sr. No.	Name of the shareholder	Category of shareholder (promoters/public)	Number of locked-in shares	Locked-in shares as a percentage of total number of shares (i.e., Grand Total (A)+(B)+(C))
1				
2			NIL	
	TOTAL			

(ii) Statement showing details of Depository

a) Receipts (DRs)

Sr. No.	Type of outstanding DR (ADRs, GDRs, SDRs, etc.)	Number of outstanding DRs	Number of shares underlying outstanding DRs	Shares underlying outstanding DRs as a percentage of total number of shares (i.e., Grand Total (A)+(B)+(C) indicated in statement as para (i)(a) above)
			NIL	

(iii) Statement showing Holding of Depository Receipts (DR's), where underlying shares held by

b) 'promotor / promoter

group' are in excess of % of the total number of shares

Sr. No.	Number of the DR Holder	Type of outstanding DR (ADRs, GDRs, SDRs, etc.)	Number of shares underlying outstanding DRs	Shares underlying outstanding DRs as a percentage of total number of shares (i.e., Grand Total (A)+(B)+(C) indicated in statement as para (i)(a) above)
			NIL	

